

C4S

SERPENTINE LED LINEAR COVE LIGHTING, MID-POWER
24V REMOTE POWER SYSTEM



APPLICATION

C4S LED linear lighting produces uniform illumination designed to accent and highlight spaces featuring curves and corners, such as coves and soffits. The 6" articulating modules pivot smoothly up to 90 degrees for seamless illumination along curvilinear segments. Designed with modular CLiP[®] (Configurable Lighting Platform), C4S provides options to suit multiple application requirements.

CONSTRUCTION

- Thermally optimized die cast aluminum housing
- Unique sliding expansion link can expand luminaire up to 1" in length per foot maintaining even light and providing field adjustability
- Ability to articulate 90°+ while maintaining uniform distribution
- Modular design allows for simple field service of 6" units
- Sections quick connect together to form extended runs
- CSA damp location listed

OPTICS / LENS / DIFFUSER

- Convex, lightly frosted lens with 120° x 120° distribution.

POWER SYSTEM

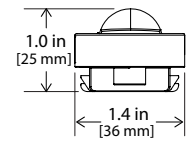
- Utilizes remote, low voltage (24V) DC power supply. Power supplies must be installed in an approved enclosure (by others) in close proximity to luminaire. See Driver Remote Distance Chart for guidance.
- Triac dimming to 1%
0-10V dimming to under 10%
DMX/RDM dimming to 1%
Non-dimming also available

PERFORMANCE

- 7W/ft light output up to 812 lm/ft
- 5W/ft light output up to 575 lm/ft
- Dense Pack (DP) LED spacing places more LED's closer together in each 6" module for high uniformity illumination.
- Operating temperature range of -20°C to 50°C
- Power Supply Total Harmonic Distortion <20%, Power Factor >0.9

LIGHT CHARACTERISTICS

- Typical CRI of 80+ in 2000K to 5000K.
- 90+ CRI option available with 2700K, 3000K and 3500K.
- LED's are selected and placed on the printed circuit boards via Tempo Industries' UniBin™ process which ensures consistent hue and color within the entire run. Color variations are held to a minimum, within a 2-step MacAdam ellipse.



WARRANTY

Tempo provides a 5-year limited warranty.

86,000 HOURS

L85 LUMEN MAINTENANCE
LED Luminaires will reach 85% of initial lumen output at or beyond 86,000 hours at 25°C.



C4S

SERPENTINE LED LINEAR COVE LIGHTING, MID-POWER
24V REMOTE POWER SYSTEM

PERFORMANCE SUMMARY

All data nominal. 3500K test data shown.

Watts/ft	5	7
Lumens/ft	575	812
Lumens/Watt	124	117

Static Colors

Watts/ft	5	7
RED Lumens/ft	116	151
RED Lumens/Watt	23	22
GREEN Lumens/ft	318	415
GREEN Lumens/Watt	64	60
BLUE Lumens/ft	88	115
BLUE Lumens/Watt	18	16

DRIVER REMOTE DISTANCE

	Wire Gauge	Maximum Lead Length
24VDC Driver	18 AWG	15ft (4.5m)
	16 AWG	25ft (7.5m)
	14 AWG*	40ft (12m)
	12 AWG*	60ft (1m)

* Terminal blocks on the drivers accept only solid 18AWG or 16AWG wire. To use wire gauges larger than 16AWG connect up to 3 ft of 18AWG or 16AWG, then connect 14AWG or 12AWG with UL approved wire nuts up to the maximum lead length in the above table.

MAXIMUM RUN LENGTHS

24V Driver	5W/ft	7W/ft
100W	20 feet	14 feet
60W	12 feet	8 feet
40W	8 feet	5 feet

C4S

SERPENTINE LED LINEAR COVE LIGHTING, MID-POWER
24V REMOTE POWER SYSTEM

ORDERING INFORMATION

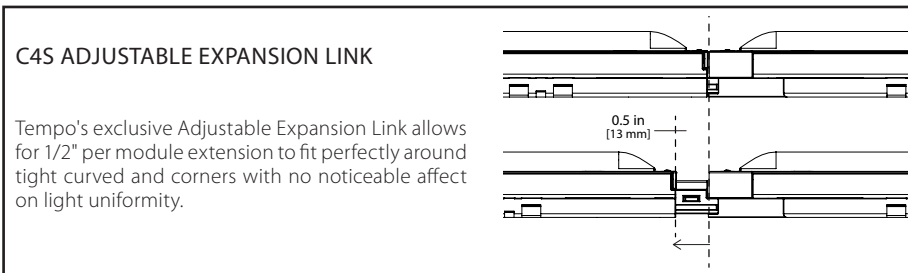
Example: **C4S-LL-0-5-30-NA**

C4S, lightly frosted lens, 24V 5W/Ft, 3000K, Natural Anodized

C4	S	LL	0				
Series	Platform	Optic/Lens/Diffuser	Module Spacing	Watts/Foot	Color Temp	Finish	Fixture Length ¹
C4	S Serpentine	LL Lightly frosted lens	0	5 5W/ft 7 7W/f	20 2000K (CRI 80+) 22 2200K (CRI 80+) 27 2700K (CRI 80+) 30 3000K (CRI 80+) 35 3500K (CRI 80+) 40 4000K (CRI 80+) 50 5000K (CRI 80+) RD Red GR Green BL Blue 27H 2700K High CRI (90+) 30H 3000K High CRI (90+) 35H 3500K High CRI (90+)	NA Natural Anodized (Std.) CC Paint to match color chip	

NOTES:

(1) Fixture length measured in feet with maximum of 6 feet.



C4S

SERPENTINE LED LINEAR COVE LIGHTING, MID-POWER
24V REMOTE POWER SYSTEM

SYSTEM INTEGRATION ACCESSORIES

POWER SUPPLIES - 24V Output		
Require approved enclosure (by others) in close proximity to luminaire. Consult factory for guidance.		
	PWR-120-EM-040-T	120V AC Input, 24V DC Output, 40W, Triac Dimming (dim to 1%) Lutron Hi-lume 1% 2-wire LED driver, 120V forward phase; 3.0"W x 1.0"H x 4.9"L
	PWR-120-EM-040-T1	120V AC Input, 24V DC Output, 40W, Triac Dimming (dim to 1%) Lutron Hi-lume 1% 2-wire LED driver, 120V forward phase; 1.2"W x 1.0"H x 14.25"L
	PWR-UNV-EM-100-N	120-277V AC Input, 24V DC Output, 100W, DMX/RDM Dimming; 3.2"W x 1.2"H x 9.1"L
	PWR-UNV-EM-060	120-277V AC Input, 24V DC Output, 60W, Non-Dimming; 1.7"W x 1.2"H x 9.5"L
	PWR-UNV-EM-060-Z	120-277V AC Input, 24V DC Output, 60W, 0-10V Dimming (dim to under 10%); 1.7"W x 1.2"H x 9.5"L
	PWR-UNV-EM-100	120-277V AC Input, 24V DC Output, 100W, Non-Dimming; 1.7"W x 1.2"H x 9.5"L
	PWR-UNV-EM-100-Z	120-277V AC Input, 24V DC Output, 100W, 0-10V Dimming (dim to under 10%); 1.9"W x 1.3"H x 9.2"L

SURGE SUPPRESSION DEVICE		
A Tempo furnished surge suppression device must be installed on each supplying branch circuit to comply with Tempo's 5-year warranty terms		
	SSD-120	120V Branch Circuit; 2.9"W x 1.75"H x 3.3"L
	SSD-277	277V Branch Circuit; 2.9"W x 1.75"H x 3.3"L

POWER FEED CABLES Additional lengths available, contact factory		
	PFC3-F-24-36	Female Connector, 24V, 36 inches
	PFC3-M-24-36	Male Connector, 24V 36 inches

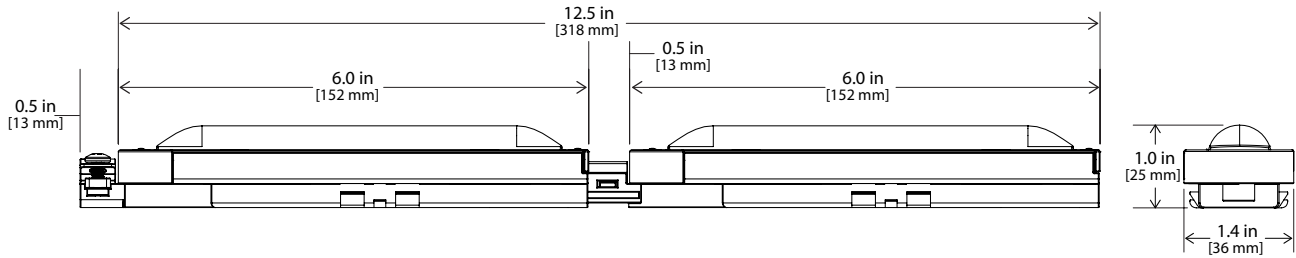
JUMPER FEED CABLES Additional lengths available, contact factory		
	JFC3-FF-24-18	Female/Female Connector, 24V, 18 inches
	JFC3-MF-24-18	Male/Female, 24V, 18 inches
	JFC3-MM-24-18	Male/Male, 24V, 18 inches

MOUNTING HARDWARE		
	C4A-MTGBRKT	Surface Mount Bracket
	C4A-MTGBRKT-SURF	Surface Mount Bracket with Screw Ears
	C4A-MTGBRKT-WALL	Wall Mount Bracket (set of 12)
	C4A-MTGBRKT-COVE	Front Cove Mount

C4S

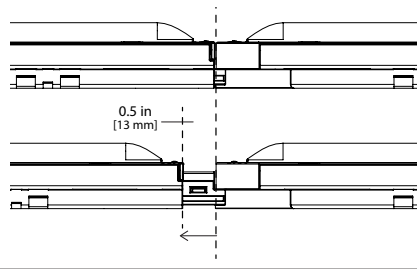
SERPENTINE LED LINEAR COVE LIGHTING, MID-POWER
24V REMOTE POWER SYSTEM

DIMENSIONAL INFORMATION

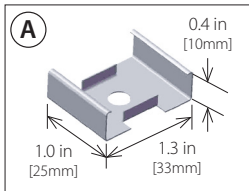


C4S ADJUSTABLE EXPANSION LINK

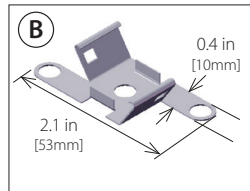
Tempo's exclusive Adjustable Expansion Link allows for 1/2" per module extension to fit perfectly around tight curved and corners with no noticeable affect on light uniformity.



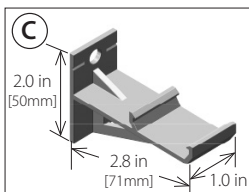
MOUNTING HARDWARE



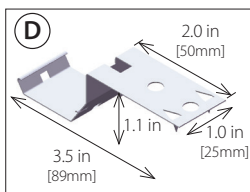
A
SURFACE MOUNT
(C4A-MTGBRKT)



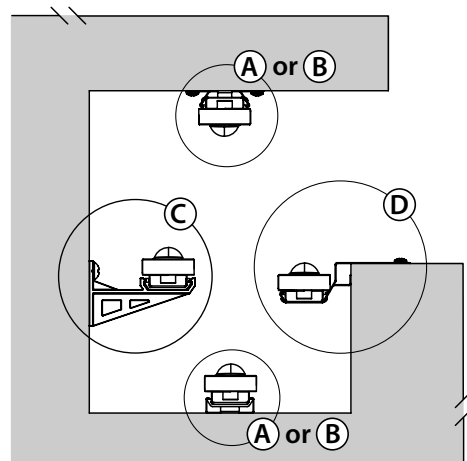
B
SURFACE MOUNT W/
MOUNTING EARS
(C4A-MTGBRKT-SURF)



C
WALL MOUNT
(C4A-MTGBRKT-WALL)



D
COVE MOUNT
(C4A-MTGBRKT-COVE)



Tempo Industries reserves the right to change materials or modify the design of its product without notification as part of the company's continuing product improvement program. Please consult www.tempolc.com for the most up-to-date specifications and technical data.